



Model UT/G-6AL/SA 6 Ft. Wheelchair Accessible Heavy Duty Portable Rectangular Table with Hot Dip Galvanized Frames and Aluminum top and seats. Table provides side access for one wheelchair.

- **ADA compliant access for one wheelchair**
- **Nontip, nontrip, walk-through design**
- **All welded end frames are fabricated from 1.66" diameter steel pipe**
- **Die-formed center channel and diagonal braces align and strengthen entire table**
- **Frames are hot dip galvanized after fabrication for superior corrosion resistance**
- **Seats and Top are Aluminum with a clear anodized maintenance free finish**
- **Limited lifetime warranty on frames**

AVAILABLE OPTIONS

6' or 8' length

Powder Coat Finish in choice of colors for steel frame components

Powder Coat Finish in choice of colors for aluminum top and seats

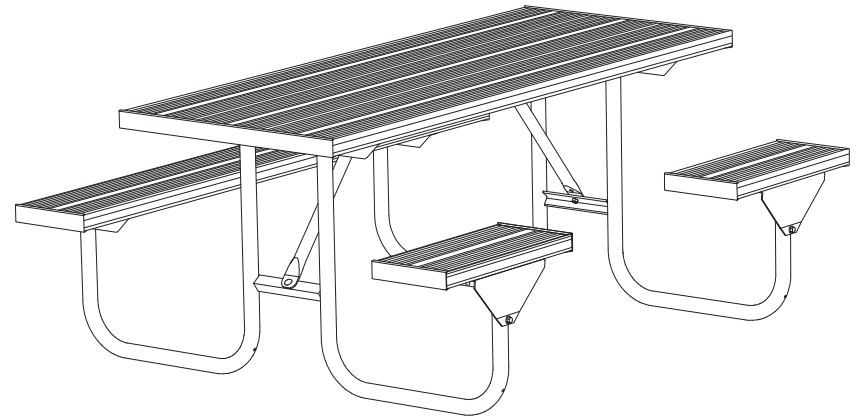
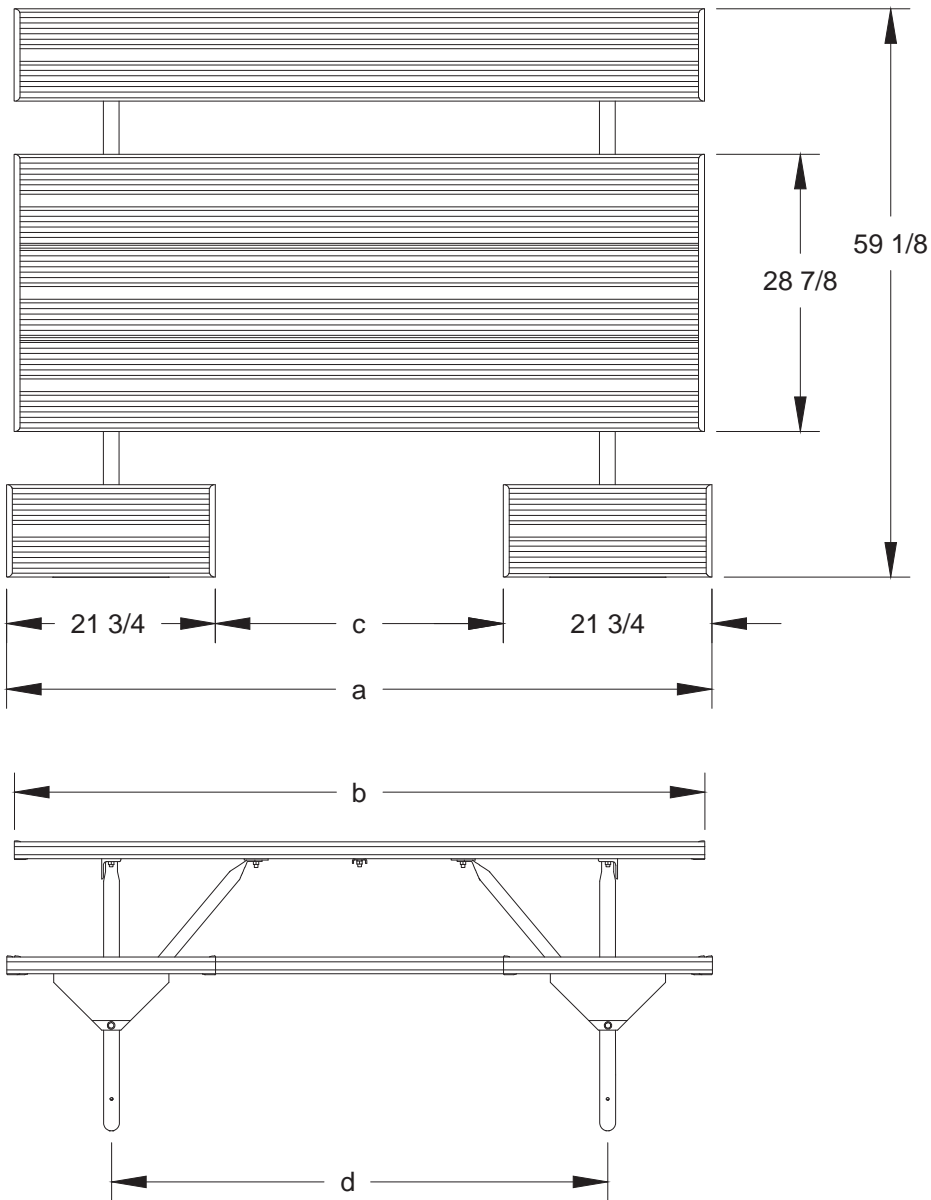
SPECIFICATIONS:

- **UT Series** end frames are one-piece welded construction, fabricated from 1.660" O.D. (1-5/8" O.D.) steel pipe to meet 1-1/4" nominal pipe size specifications with 2" x 2" x 1/8" die formed steel angle for attaching the seats and tops.
- Table frame design incorporates nontip, nontrip, walk-through design features.
- Table provides one wheelchair space created by attaching two 21-3/4" long seats to end frames on one side. Short seats are supported by a 10 ga. steel plate bracket. Gap between seats create a ADA recommended space of 30" wide, 19" deep, and 27" from ground to bottom of table top for knee space, and minimum 9" above ground extending a total of 24" deep for toe space. Indicated by "/SA" at end of model no., e.g. UT/G-6AL/SA.
- **Model UT/G-6/SA** is a nominal 6 ft. long with two 21-3/4" long seats on one side, one 72" seat on opposite side.
- **Model UT/G-8/SA** is a nominal 8 ft. long with two 21-3/4" long seats on one side, one 96" seat on opposite side.
- Nominal table height, 30". Nominal seat height, 18".
- Frames are supported by diagonal braces of 1-5/16" O.D. x 14 ga. wall steel pipe that connect to a die-formed steel channel designed to align and provide attachment to the table top.
- **Standard:** All steel frame components are hot-dip galvanized after fabrication to ASTM-A123 to maintain an average zinc coating of 2.0 oz. per sq. ft. of surface area (indicated by "/G" in model no., e.g. UT/G-6AL/SA).
- All fasteners are provided for assembly.
- Aluminum is extruded 6063-T6 aluminum alloy in planks with dimensions equivalent to that of 2" x 10" nominal sized lumber. The plank design is 1-3/4" x 9-5/8" with four structural reinforcement ribs for greater rigidity. Aluminum planks are provided with a clear anodized finish as per anodizing specification 204 R1. Aluminum clips to fasten planks to frames are included.
- Channel end caps are of extruded 6063-T6 aluminum alloy provided with a clear anodized finish as per anodizing specification 204 R1. End caps are press fitted over ends of aluminum planks and mechanically fastened in place at the factory.
- Table tops are assembled into single units at the factory with one-piece end caps across each end.
- **Optional:** All steel frame components have powder coat finish. See Specification Bulletin #SPC-CO-001.
- **Optional:** All aluminum top and seats and end caps have powder coat finish. See Specification Bulletin #SPC-CO-001.

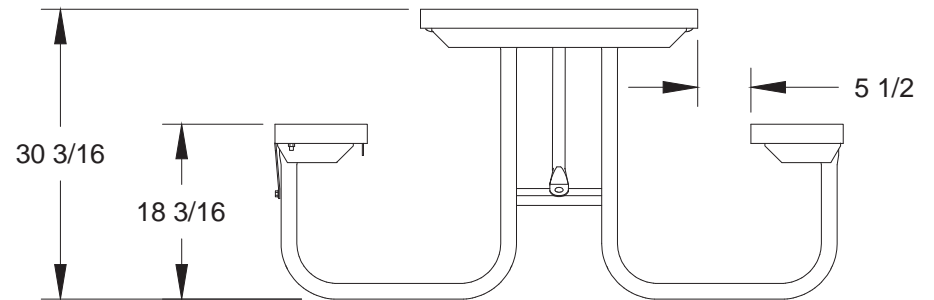
RJ Thomas Mfg. Co., Inc.

PO Box 946 • Cherokee, IA 51012-0946 • PH: 712-225-5115 • 800-762-5002 • FAX: 712-225-5796
E-mail: pilotrock@rjthomas.com • Web Site: <http://www.pilotrock.com>

© 2017 RJ Thomas Mfg. Co., Inc. PILOT ROCK® Park Products is a registered trademark of RJ Thomas Mfg. Co., Inc.



MODEL NUMBER	DIMENSION			
	a	b	c	d
UT-6/SA	73-1/2	72	30	51-3/4
UT-8/SA	91 3/4	96	48-1/4	70



ALL DIMENSIONS IN INCHES

RJThomas Mfg. Co., Inc.
P.O. Box 946 • Cherokee, IA 51012-0946

DRAWN BY
WWM

TITLE UT SERIES HEAVY DUTY 6 AND 8 FOOT SIDE ACCESS PORTABLE RECTANGULAR TABLE WITH ALUMINUM TOP AND SEATS

DATE 1-6-17

DWG. NO. AI-1815